

TABLES

2022



ENGINEERED TO ENDURE®

NORIX

FORTÉ® CAFÉ

The Forté® Café Table line has a molded cylindrical hour glass base that pairs nicely with Forté® and Vesta Guest Chairs. Available as a one piece polymer table or with an optional laminated top. Engineered and proven suitable for daily use in demanding environments.



TAMPER RESISTANT

Secure attachments made with embedded T-nuts and Torx head security hardware for tight steel-to-steel connection.

BALLASTABLE

Molded in screw port for adding 100 lbs of ballast for weighted security.

HIGH IMPACT BASE

Rotationally molded with specially formulated high impact polyethylene.

✓ SECURE MOLDED EDGE

✓ ROUNDED EDGES

✓ EXTREME DURABILITY

✓ CONTRABAND RESISTANT

✓ TAMPER RESISTANT

✓ STEEL-TO-STEEL CONNECTION

✓ HEALTHIER HOSPITALS

✓ HIGHLY CLEANABLE

✓ BLEACH CLEANABLE

✓ BALLASTABLE



SUPERIOR DETAILS
 Premium M3 Grade, 45 lb. density core with 1/8" thick hardboard and special 0.05" thick laminate for extra durability.

PICK RESISTANT
 Molded edge is pressure fused to the top, rendering it permanently affixed and highly sanitary

- GREENGUARD GOLD
- RECYCLABLE PRODUCT
- TruColor COLOR COMPOUNDING TECHNOLOGY
- MADE IN THE USA

General Dimensions

36" 42" 48" 42"

Laminate Tops



Kensington Maple Wild Cherry Asian Sun



Montana Walnut Titanium Evolve Titanium Evolve Game Top

Molded Base



Graphite Raven

Options

Ballasting (100 lbs)



Shown with Asian Sun laminate and Graphite base

FORTÉ® OCCASIONAL

The Forté® Occasional Table Collection is a free-standing occasional table that can be optionally ganged with lounge seating for intermediate or corner tables.

PICK RESISTANT

Molded edge is pressure fused to the top, rendering it permanently affixed and highly sanitary

ROUNDED CORNERS

Polyurethane edge is radiused for comfort and safety.

TAMPER RESISTANT

Secure attachments made with embedded T-nuts and Torx head security hardware for tight steel-to-steel connection.



*Varies by product options. See specifications sheet for details.

✓ SECURE MOLDED EDGE

✓ ROUNDED EDGES

✓ EXTREME DURABILITY

✓ CONTRABAND RESISTANT

✓ TAMPER RESISTANT

✓ STEEL-TO-STEEL CONNECTION

✓ NON-REMOVABLE GLIDES

✓ HEALTHIER HOSPITALS

✓ HIGHLY CLEANABLE

✓ BLEACH CLEANABLE

✓ BALLASTABLE

*Varies by product options. See specifications sheet for details.



Table Options

The Forté® Occasional Table offers a variety of finish options to fit any environment. Choose from a laminate or molded top and pair it with either a Steel, Molded Plinth or Wood Base.



Molded top shown in Graphite



Laminate top shown in Asian Sun

Molded Tops




Lagoon Sea Spray Wild Berry




River Rock Pine Cone Graphite

Laminate Tops



Kensington Maple Wild Cherry Asian Sun



Montana Walnut Titanium Evolve



Wood Base shown in Teak



Molded Plinth Base shown in Graphite



Steel Base shown in Metallic Silver

Options

Ganging Kit

Bolt-Down Kit

Ballasting (50 lbs)

*Plinth Base Only

Wood Base



Maple Teak Walnut

Molded Plinth Base



Graphite Raven

Steel Base



Metallic Silver



EXTRA STRENGTH TOP
Robust 1 1/2" thick table top for additional strength.

SUPERIOR DETAILS
Premium M3 Grade, 45 lb. density core with 1/8" thick hardboard and special 0.05" thick laminate for extra durability.

TESTED DURABILITY
Product tested to 1,000 lb static load.

X-BASE

Years ago, we were challenged to design an institutional-grade table that defined each person's space and hindered the passing of contraband from one individual to another on the opposite side. Our answer was the popular, rugged X-Base Table with its unique "X" base design. Today, the X-Base Table is used in high-security and special needs facilities all across the country.

✓ SECURE MOLDED EDGE

✓ EXTREME DURABILITY

✓ TAMPER RESISTANT

✓ ROUNDED EDGES

✓ CONTRABAND RESISTANT

✓ STEEL-TO-STEEL CONNECTION



PICK RESISTANT

Molded edge is pressure fused to the top, rendering it permanently affixed and highly sanitary

General Dimensions




TAMPER RESISTANT

Secure attachments made with embedded T-nuts and Torx head security hardware for tight steel-to-steel connection.

CONTRABAND RESISTANT BASE

Unique X Base defines personal space and discourages the passing of contraband.

Laminate Tops




Kensington Maple Wild Cherry Asian Sun

Laminate Base



Black



Montana Walnut Titanium Evolve Titanium Evolve Game Top



Shown in Kensington Maple.

JUPITER

Sometimes you want a table that is easy to move around. Other times, you'd like that table to stay in one place, but you don't want to bolt it to the floor. Jupiter is designed to be weighted on site to maintain space flexibility and allow for efficient floor maintenance as the needs of an environment change. Loading the base with up to 150 pounds of sand keeps the table solidly in one place. It can still be moved, but not hurled.

STEEL-TO-STEEL CONNECTIONS

Embedded T-nuts secure top to base with tight steel-to-steel connection for maximum long term reliability.

HIGH IMPACT BASE

Rotationally molded with specially formulated high impact polyethylene.

✓ SECURE MOLDED EDGE

✓ ROUNDED EDGES

✓ EXTREME DURABILITY

✓ CONTRABAND RESISTANT

✓ TAMPER RESISTANT

✓ STEEL-TO-STEEL CONNECTION

✓ HEALTHIER HOSPITALS

✓ HIGHLY CLEANABLE

✓ BLEACH CLEANABLE

✓ BALLASTABLE

SUPERIOR DETAILS

Premium M3 Grade, 45 lb. density core with 1/8" thick hardboard and special 0.05" thick laminate for extra durability.

HIGHLY SANITARY

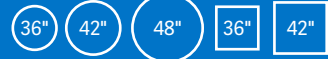
Secure pick resistant edge seals the table top and is easy to clean.

BALLASTABLE


Molded in screw port for adding 150 lbs of ballast for weighted security.




General Dimensions



Laminate Tops



Kensington Maple Wild Cherry Asian Sun



Montana Walnut Titanium Evolve Titanium Evolve Game Top

Molded Base



Black

Options

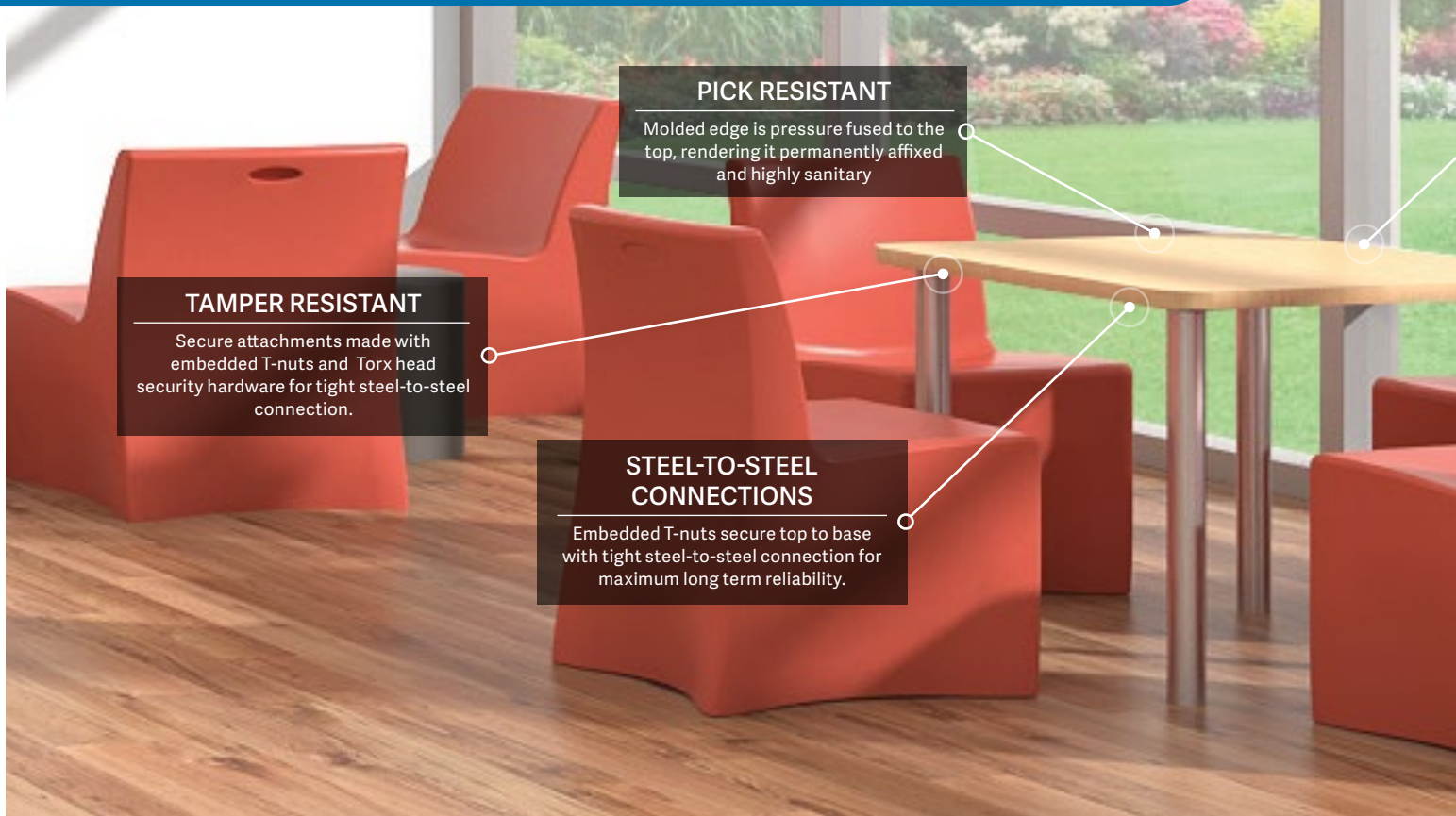
Ballasting (150 lbs)



Shown in Wild Cherry.

LEG STYLE

Leg Style Tables won't wobble or tip. Legs are solid as a rock. Lean on it with all your weight. That's peace of mind. When you start with 4" diameter 14 gauge tubular steel legs fully welded to 1/4" steel mounting plates, you end up with an incredibly strong, stable and durable table. The Leg Style Table legs are joined to the top using tamper-resistant screws connected to embedded t-nuts, for a secure steel-to-steel connection.



PICK RESISTANT

Molded edge is pressure fused to the top, rendering it permanently affixed and highly sanitary

TAMPER RESISTANT

Secure attachments made with embedded T-nuts and Torx head security hardware for tight steel-to-steel connection.

STEEL-TO-STEEL CONNECTIONS

Embedded T-nuts secure top to base with tight steel-to-steel connection for maximum long term reliability.

✓ SECURE MOLDED EDGE

✓ ROUNDED EDGES

✓ EXTREME DURABILITY

✓ CONTRABAND RESISTANT

✓ TAMPER RESISTANT

✓ STEEL-TO-STEEL CONNECTION

✓ NON-REMOVABLE GLIDES

✓ HEALTHIER HOSPITALS

✓ HIGHLY CLEANABLE



**SUPERIOR
DETAILS**

Premium M3 Grade, 45 lb. density core with 1/8" thick hardboard and special 0.05" thick laminate for extra durability.

**TESTED
DURABILITY**

Product tested to 1,000 lb static load.

Under & Beyond

The Leg Style table is engineered and built for continuous daily service in any intensive-use environment, but sometimes you want to make sure it stays put.

In addition to super tough, tamper-resistant adjustable glides, we also give you the option of bolt-down tabs... just to be sure.




Shown with 2" legs in Metallic Silver.




Shown with 4" legs in Black.

Laminate Tops



Kensington Maple Wild Cherry Asian Sun



Montana Walnut Titanium Evolve Titanium Evolve Game Top

Bases



Black Metallic Silver

Options

2" or 4" Legs



30"x72" table shown with 2" legs in Metallic Silver and Wild Cherry laminate top.



General Dimensions



MULTI-PURPOSE

Most commercial tables are put together with easily removed screws, nuts, bolts, screw-out glides and snap-on parts. Norix created the Multi-Purpose Table Collection specifically to avoid those attributes so you don't have to think about the possibility of injury by altered furniture parts.



TAMPER RESISTANT

Secure attachments made with embedded T-nuts and Torx head security hardware for tight steel-to-steel connection.

TESTED DURABILITY

Product tested to 500 lb static load.



CONTRABAND RESISTANT



STEEL-TO-STEEL CONNECTION



HIGHLY CLEANABLE



TAMPER RESISTANT



HEALTHIER HOSPITALS

NORMATIVE EDGE

PVC T-edge is glued and pinned for safety.

SECURE BASE

1 3/4" 12 gauge steel tubes, fully welded and sealed on exposed ends.

NON-REMOVABLE GLIDES


Tamper-resistant adjustable leveling glides.



General Dimensions

36" 42" 36" 42" 18"x60" 24"x60" 30"x60"

Laminate Tops



Kensington Maple Wild Cherry Asian Sun



Montana Walnut Titanium Evolve Titanium Evolve Game Top

Bases



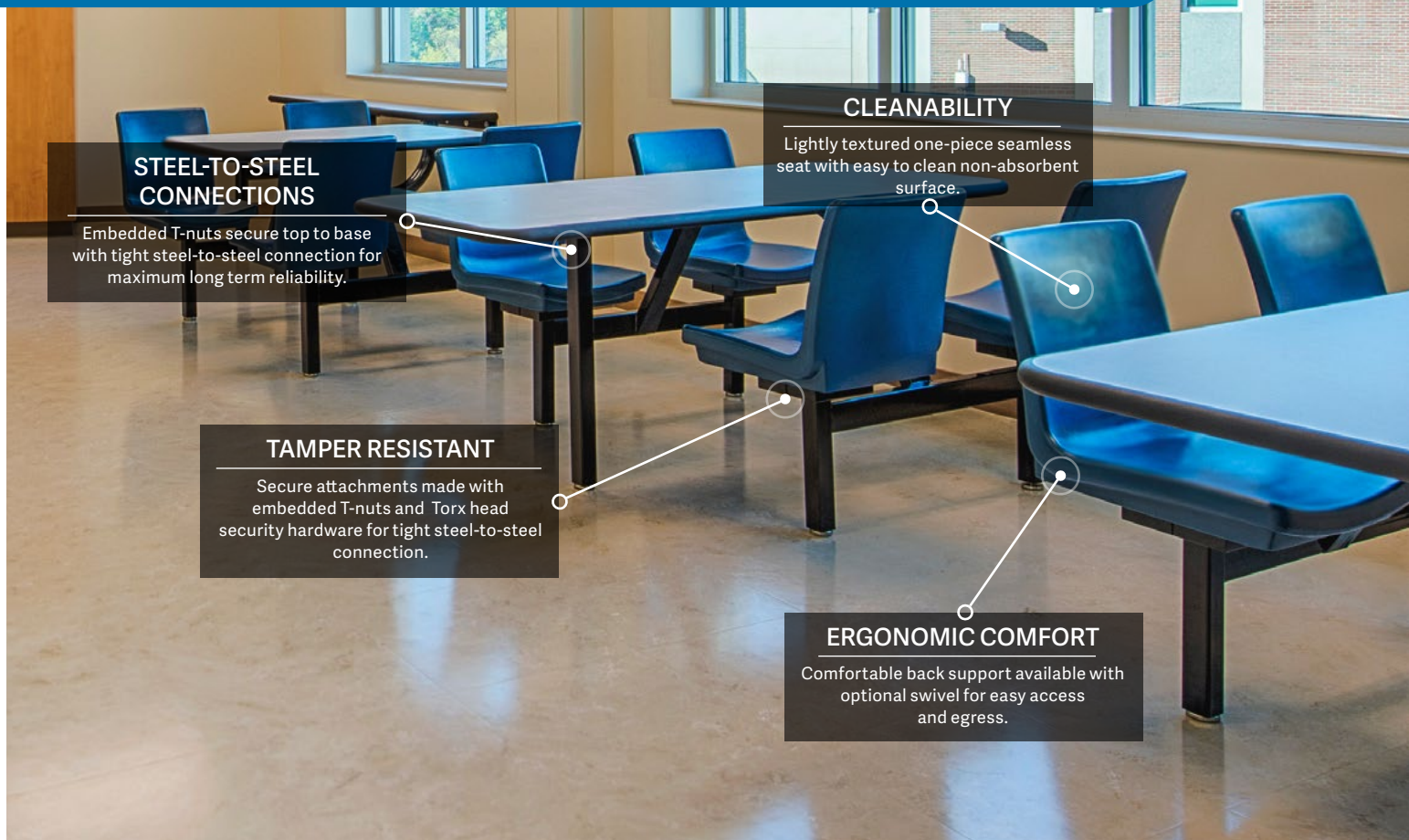
Black Metallic Silver



Shown with Kensington Maple top and Metallic Silver legs.

OASIS

If your environment demands a more robust solution for cluster seating, your search is over. This Norix cafeteria seating collection will meet your needs. The Oasis Tables are designed and engineered specifically for dayrooms, dining halls, and visitation areas. Oasis is perfect for situations where users need more back support than traditional stools provide.



STEEL-TO-STEEL CONNECTIONS

Embedded T-nuts secure top to base with tight steel-to-steel connection for maximum long term reliability.

CLEANABILITY

Lightly textured one-piece seamless seat with easy to clean non-absorbent surface.

TAMPER RESISTANT

Secure attachments made with embedded T-nuts and Torx head security hardware for tight steel-to-steel connection.

ERGONOMIC COMFORT

Comfortable back support available with optional swivel for easy access and egress.

✓ SECURE MOLDED EDGE

✓ ROUNDED EDGES

✓ EXTREME DURABILITY

✓ CONTRABAND RESISTANT

✓ TAMPER RESISTANT

✓ STEEL-TO-STEEL CONNECTION

✓ NON-REMOVABLE GLIDES

✓ HEALTHIER HOSPITALS

✓ HIGHLY CLEANABLE

✓ BLEACH CLEANABLE



ROUNDED CORNERS

Polyurethane edge is radiused for comfort and safety.

HIGHLY SANITARY

Secure pick resistant edge seals the table top and is easy to clean.

Safety & Comfort

Oasis' innovative swivel seats allow easy access and provide the comfort of full lumbar support. The molded polyethylene seat shells are durable and easy to clean. Seats attach securely to reinforced, heavy-duty swivel plates with all-steel, tamper-resistant connections.

Strength & Security

A sturdy 14 gauge steel frame gives Oasis its rock-solid foundation. The rugged frame provides seat support and understructure for the table top. The bottom of the vertical seat tube has a fully welded plate that holds either a large-stem adjustable glide or an enclosed, non-removable anchor bolt for floor-mounting.

Seat Colors



Lagoon Sea Spray Wild Berry



River Rock Pine Cone Graphite

Steel Top



Stainless Steel Inlay

Laminate Tops



Kensington Maple Wild Cherry Asian Sun



Montana Walnut Titanium Evolve Titanium Evolve Game Top

Legs



Black Metallic Silver

Options

- Bolt-Down Kit
- Leg Glides
- Swivel or Fixed seats
- ADA



Shown with Lagoon seat, Asian Sun laminate, and Black legs.



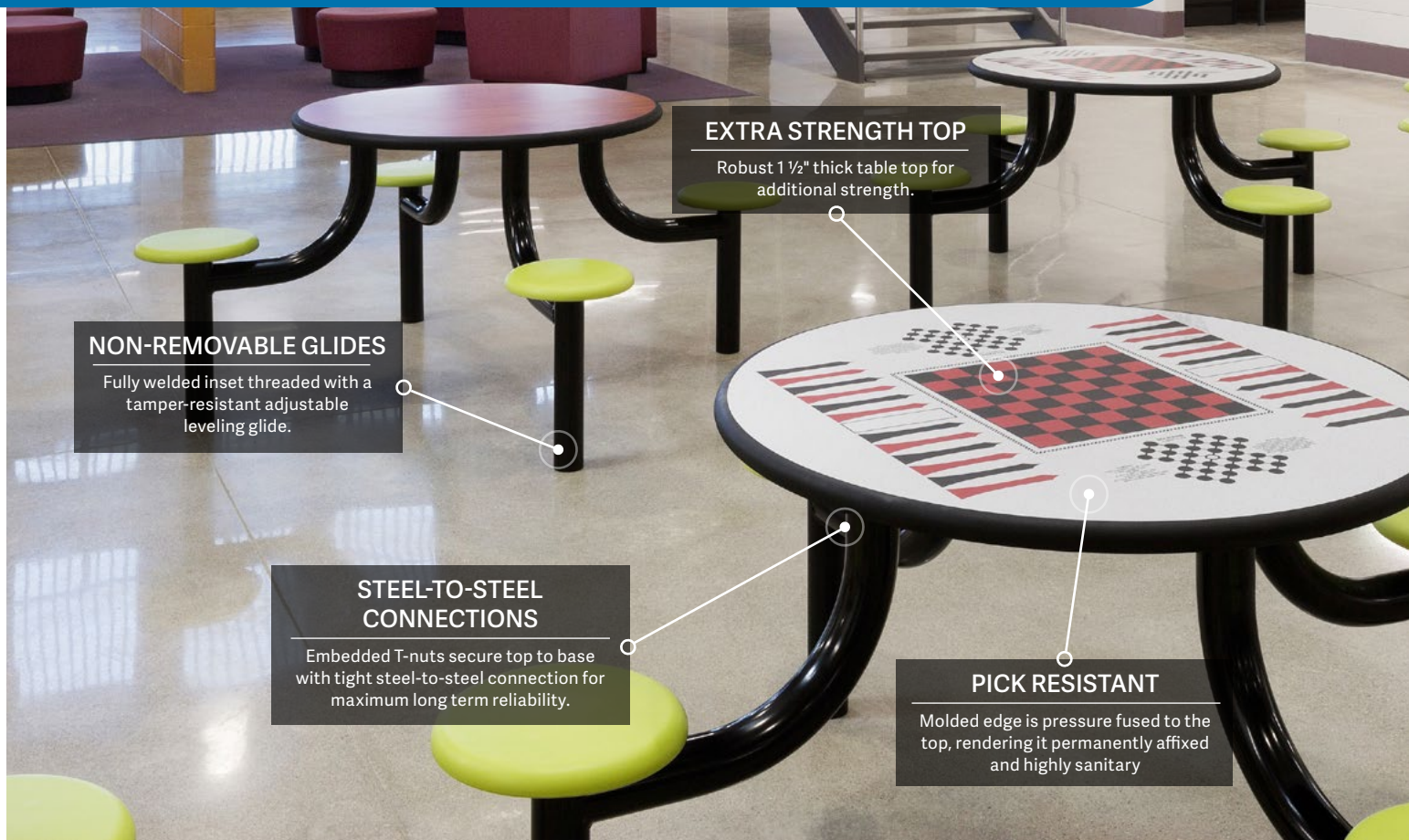
General Dimensions



ADA TABLE

MAX-MASTER

Whether bolted to the floor or freestanding on adjustable glides, the distinctive individual seat/leg design of the Max-Master tables provides superior stability than traditional pedestal tables. Compression molded composite seats, premium table top and unique steel leg design delivers an exceptional table for continuous daily use in challenging environments.



EXTRA STRENGTH TOP

Robust 1 1/2" thick table top for additional strength.

NON-REMOVABLE GLIDES

Fully welded inset threaded with a tamper-resistant adjustable leveling glide.

STEEL-TO-STEEL CONNECTIONS

Embedded T-nuts secure top to base with tight steel-to-steel connection for maximum long term reliability.

PICK RESISTANT

Molded edge is pressure fused to the top, rendering it permanently affixed and highly sanitary

✓ SECURE MOLDED EDGE

✓ ROUNDED EDGES

✓ EXTREME DURABILITY

✓ CONTRABAND RESISTANT

✓ TAMPER RESISTANT

✓ STEEL-TO-STEEL CONNECTION

✓ NON-REMOVABLE GLIDES

✓ HEALTHIER HOSPITALS

✓ HIGHLY CLEANABLE



SCRATCH RESISTANT

High density color impregnated compression molded composite seats are stain and scratch resistant.

STABLE BASE

14 gauge 3" radius legs for reliable structure and easy access cleaning.

Check Out the Legs

Our unique leg design is the key to the form and a function of this high-performance fixed seating. The curved section is fully welded to a vertical seat support and both the seat supports and top supports have 6"x 6"x 1/4" thick steel mounting plates welded on. When you consider that the tube is 3" diameter 14 gauge steel, you understand that we're talking serious structure here.

The bottom of the vertical seat tube has a fully welded mounting plate inset that holds either a large-stem adjustable glide or an enclosed tamper-resistant anchor bolt. No openings to conceal contraband or absorb moisture. We then finish them with black powder coat paint for a tough long-lasting finish.

Seat Colors



Lagoon Sea Spray Wild Berry



River Rock Pine Cone Raven




Stainless Steel

Legs




Black Metallic Silver

Laminate Tops




Kensington Maple Wild Cherry Asian Sun



Montana Walnut Titanium Evolve Titanium Evolve Game Top

Stainless Steel Tops



Stainless Steel with Quietcore

Stainless Steel

*Stainless Steel with Quietcore available on 42" round and 54" round only.

*Stainless Steel available on 30" x 72" & 30" x 96" only.

For complete details see norix.com.

Options

Bolt-Down Kit

Leg Glides

Clear Leg Protector

ADA



Shown with Lagoon seat, Asian Sun laminate, and Metallic Silver legs.



General Dimensions



HARMONY

The Harmony Table Series combines form and function to deliver the unique combination of exceptional durability and residential look. Harmony is engineered to endure and proven suitable for daily use in challenging environments.



NORMATIVE EDGE

PVC T-edge is glued and pinned for safety.

TAMPER RESISTANT

Secure attachments made with embedded T-nuts and Torx head security hardware.

✓ TAMPER RESISTANT

✓ ROUNDED EDGES

✓ STEEL-TO-STEEL CONNECTION

✓ HEALTHIER HOSPITALS

Laminate Tops



Kensington Maple

Wild Cherry

Asian Sun

Montana Walnut

Wood Leg Colors



Maple

Teak

Walnut



STEEL-TO-STEEL CONNECTIONS

Embedded T-nuts secure top to base with tight steel-to-steel connection for maximum long term reliability.

TESTED DURABILITY

Product tested to 1,000 lb static load.



General Dimensions

28"

28"x48"

Style & Safety

Decorative, high-pressure laminate is bonded to a core of 45 lb density particle board with embedded T-nuts for securing top to base with a robust steel-to-steel connection. PVC T-edge is glued and pinned for safety. Made with Wood legs and press-in glides.



Shown with Montana Walnut laminate top and Walnut stained legs.



B-SIDE

B-Side is an ideal companion to any of the Norix roto-molded seating products. B-Side is durable, safe, easy to clean and a natural table or stool. Ballasting option available.



TESTED DURABILITY

Product tested to 300 lb static load.

BALLASTABLE

Molded in screw port for adding 50 lbs of ballast for weighted security.

✓ EXTREME DURABILITY

✓ CONTRABAND RESISTANT

✓ TAMPER RESISTANT

✓ HEALTHIER HOSPITALS


✓ HIGHLY CLEANABLE

✓ BLEACH CLEANABLE

✓ BALLASTABLE



Shown in Graphite.



CLEANABILITY
Lightly textured maintenance-free surface allows for easy cleaning.

HIGH IMPACT
Rotationally molded with specially formulated high impact polyethylene.

- GREENGUARD GOLD
- RECYCLABLE PRODUCT
- TruColor COLOR COMPOUNDING TECHNOLOGY
- MADE IN THE USA

General Dimensions
18" x 18"



Colors

- Lagoon
- Sea Spray
- Wild Berry
- River Rock
- Pine Cone
- Graphite

Options

Ballasting (50 lbs)

TABLA

Tabla is a laminated table solution that can add residential touches to lobbies, common areas and any other space that requires aesthetically pleasing and highly durable furniture products.



TESTED DURABILITY

Internal rib structure for added strength. Tested to 750 lb static load.

PICK RESISTANT

Molded edge is pressure fused to the top, rendering it permanently affixed and highly sanitary

TAMPER RESISTANT

Secure attachments made with Torx head security hardware.

HIGH IMPACT BASE

Molded plinth base protects against scratches and chips.

BALLASTABLE

Factory ballastable molded plinth base for weighted safety and security.

✓ SECURE MOLDED EDGE

✓ CONTRABAND RESISTANT

✓ HEALTHIER HOSPITALS

✓ ROUNDED EDGES

✓ TAMPER RESISTANT

✓ BALLASTABLE

*Varies by product options. See specifications sheet for details.



Additional Features

Tabla's Standard version features laminates that cover the top and sides. The Premium version is produced with a molded plinth base which protects the product from foot traffic, mops and brooms.

Tabla Premium tables have a permanently affixed molded edged laminate on top that creates a rounded perimeter around the table for extra safety and durability. Both Premium and Standard versions can be ballasted to reduce movement, equipped with floor glides and can be used in variety of applications in almost any environment.

Standard Tabla shown with Kensington Maple laminate.



Premium Tabla shown with Montana Walnut laminate and Raven base.

Laminates



Kensington Maple

Wild Cherry

Asian Sun

Montana Walnut

Premium Base



Black

Options

Bolt-Down Plate

Ballasting (50 lbs)



General Dimensions

18"

36"

AT NORIX, WE DESIGN INNOVATIVE, ROBUST FURNITURE THAT MEETS THE REAL-WORLD NEED FOR HUMANIZING CHALLENGING ENVIRONMENTS.



Individual attributes vary by product. See specification sheet for details



NORIX

One Innovation Drive, West Chicago, IL 60185
Phone: 630-231-1331 | Toll Free: 800-234-4900 | Fax: 630-231-4343
4/22 | furniture@norix.com ©2022 Norix Group, Inc.

NORIX.COM